

This drawing is property of Spring City Elect. Mfg. and is issued to the recipient with the understanding that it shall not be copied, duplicated, passed on to unauthorized parties, nor used for any purpose other than that for which it is specifically furnished except with Spring City's written permission.

LUMINAIRE SPECIFICATIONS:

STYLE: VILLANOVA LUMINAIRE WITH THE X-SERIES LED MODULE AND FREMONT STYLE FITTER ADAPTOR
 HEIGHT: 46 1/8"
 WIDTH: 19 1/4" DIAMETER
 MATERIAL: CAST ALUMINUM ALLOY A.N.S.I. 356 PER A.S.T.M. B26-95

△ FINISH:
 • FIXTURE: POWDER COAT - TO MATCH KEYSTONE (ROMAN BRONZE)
 • ADAPTOR: POWDER COAT - TO MATCH TCI LUNA (9416-9503M)
 GLOBE: CLEAR STIPPLED DR ACRYLIC
 LAMPING: 120 WATT LED SYSTEM
 VOLTAGE: ELECTRONICALLY WIRED FOR 120-277 VOLTS WITH 10 KV SURGE PROTECTION
 COLOR TEMP.: 3000K (WARM WHITE)
 OPTICAL SYSTEM: TYPE III FROSTED REFRACTIVE OPTICS (ASYMMETRIC DISTRIBUTION)
 MODIFIER:
 • TARBORO STYLE CAST RING AND STRUTS
 • FREMONT CUSTOM FITTER ADAPTOR
 • PORTLAND STYLE FINIAL
 LUMENS: 14102 LUMENS

CATALOG NO. ALMVNL-M3-LE120/EVXL19-30-FM3-YS29-TB-FPL-CU

CROSS ARM SPECIFICATIONS:

△ STYLE: THE FREMONT SERIES TWIN CROSS ARM WITH THE FREMONT POST TOP CAPITAL
 WIDTH: 17 1/4" FROM € OF POST TO € OF LUMINAIRE
 △ HEIGHT: 5'-0"
 MATERIAL: CAST ALUMINUM ALLOY A.N.S.I. 356 PER A.S.T.M. B26-95
 △ FINISH:
 • BODY: POWDER COAT - TO MATCH TCI LUNA (9416-9503M)
 • DOORS AND DROP FINIALS: POWDER COAT - TO MATCH KEYSTONE (ROMAN BRONZE)
 △ TENON: 5 1/2" DIA. X 4" HIGH TENON (TO ACCEPT CAPITAL)

CATALOG NO. AARFRE-2S-17-TN5.50/4.00-CU
 △ ARM:
 △ CAPITAL: ACTFRE-18.50-CU

BASE SPECIFICATIONS:

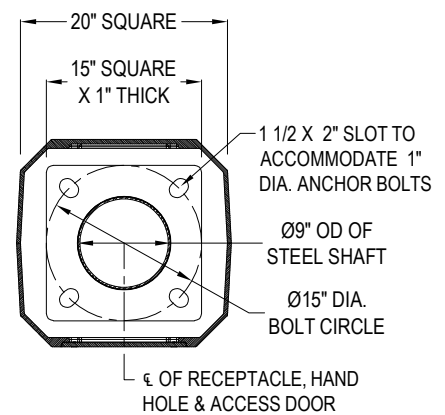
STYLE: THE FREMONT SERIES WRAP BASE
 HEIGHT: 5'-4"
 WIDTH: 20" SQUARE
 MATERIAL: TWO PIECE (WRAP AROUND), CAST DUCTILE IRON PER A.S.T.M. A536-84, GRADE 65-45-12
 △ FINISH: POWDER COAT - TO MATCH TCI LUNA (9416-9503M)
 ACCESS DOOR: LOCATED IN BASE SECURED WITH TAMPER PROOF HEX SOCKET SECURITY MACHINE SCREWS

CATALOG NO. DWBFRE-20-CU

SHAFT SPECIFICATIONS:

△ STYLE: 12 FLAT FLUTE TAPERED STEEL SHAFT
 △ HEIGHT: 12'-9"
 BASE: 9" O.D.
 MATERIAL: 7 GAUGE, STEEL MONOTUBE CONSTRUCTION
 △ FINISH: POWDER COAT - TO MATCH TCI LUNA (9416-9503M)
 GROUND PROVISIONS: 1/4"-20 SQUARE NUT WELDED TO INSIDE WALL OF SHAFT OPPOSITE HAND HOLE TO ACCOMMODATE GROUND STUD (GROUND STUD SUPPLIED BY OTHER)
 ANCHOR BOLTS: (4) 1" DIA. X 36" LONG + 4" HOOK (FULLY GALVANIZED WITH 2 NUTS AND 2 WASHERS PER BOLT)
 BOLT PROJECTION: 5" REQUIRED
 △ TENON: 4" DIA. X 30" HIGH (TO ACCEPT CROSS ARM)

CATALOG NO. SSH2F-G17-09.00-12.75-TN4.00/30.00-GFWI-CU
 △ SHAFT:
 △ ANCHOR BOLTS: 136/2NW



SECTION B-B
BASE PLATE DETAIL

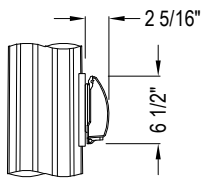
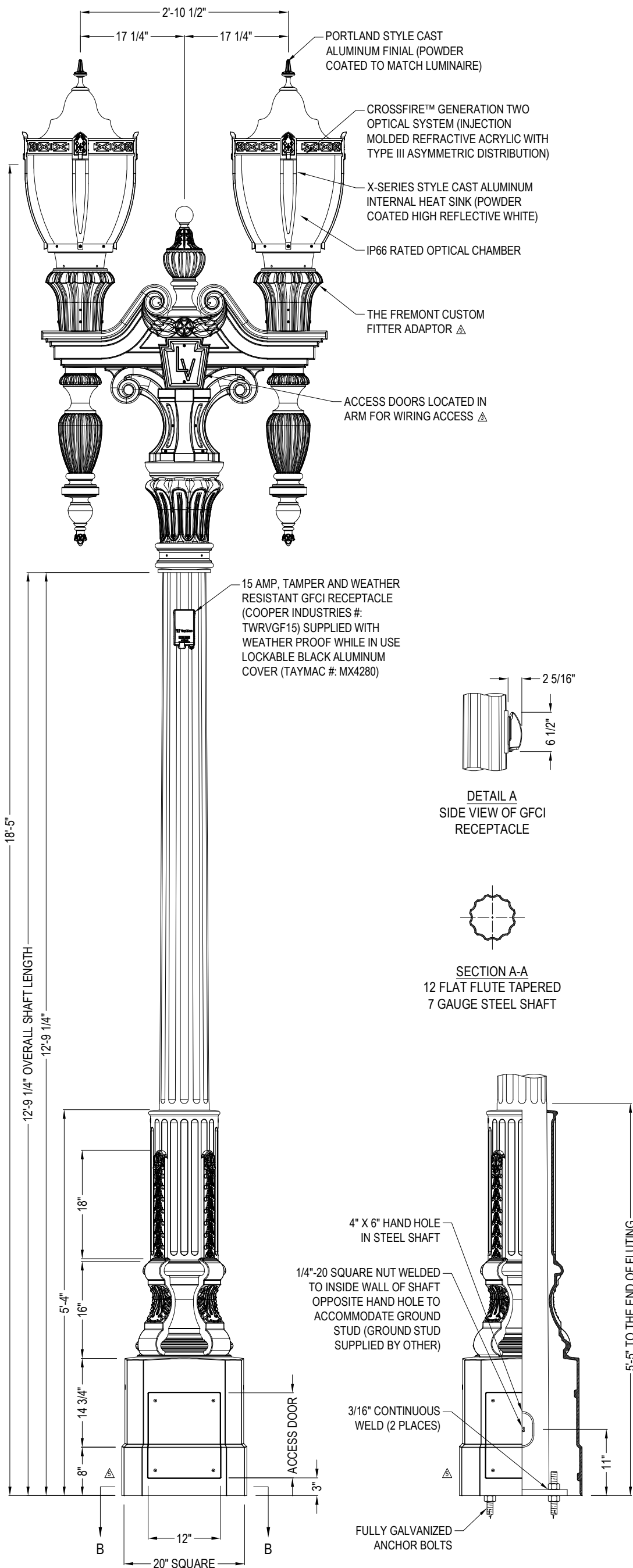
△ REVISED BY: B.K.R.	DATE: 01-06-2020
△ REVISED BY: B.K.R.	DATE: 10-21-2019
△ REVISED BY: B.K.R.	DATE: 08-14-2019
△ REVISED BY: J.H.P.	DATE: 07-22-2019
△ REVISED BY: B.K.R.	DATE: 05-14-2019
△ REVISED BY: B.K.R.	DATE: 05-07-2019



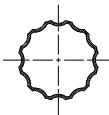
Spring City Electrical Mfg. Co.

HALL AND MAIN STREETS - P.O. BOX 19 - SPRING CITY, PA. 19475
 PHONE (610) 948-4000 - FAX (610) 948-5577 - WWW.SPRINGCITY.COM

DESCRIPTION	THE 12'-9" FREMONT SERIES IRON AND STEEL LAMP POST WITH THE FREMONT SERIES TWIN CROSS ARM AND THE FREMONT SERIES LED LUMINAIRE		
CUSTOMER			
JOB			
SCALE	DRAWN BY:	DATE	DRAWING NO.
N.T.S.	B.K.R.	04-26-2019	LP-32438A



DETAIL A
SIDE VIEW OF GFCI
RECEPTACLE



SECTION A-A
12 FLAT FLUTE TAPERED
7 GAUGE STEEL SHAFT

EPA INFORMATION						
SECTION	PROJECTED AREA (Sq. Ft.)	X CENTROID (Ft.)	Y CENTROID (Ft.)	Cd	EPA (Sq. Ft.)	APPROXIMATE WEIGHT (lbs.)
BASE	6.30	0.00 Ft.	2.18 Ft.	1.10	6.93	550
SHAFT	4.73	0.00 Ft.	8.91 Ft.	1.10	5.20	212
CROSSARM	8.03	0.00 Ft.	15.13 Ft.	1.10	8.83	250
RIGHT LUMINAIRE	3.43	1.41 Ft.	17.92 Ft.	0.50	1.72	55
LEFT LUMINAIRE	3.43	-1.41 Ft.	17.92 Ft.	0.50	1.72	55
Drag Coefficient According To Standard Specifications for Structural Supports (Table 3.8.6-1)					OVERALL WEIGHT	1122