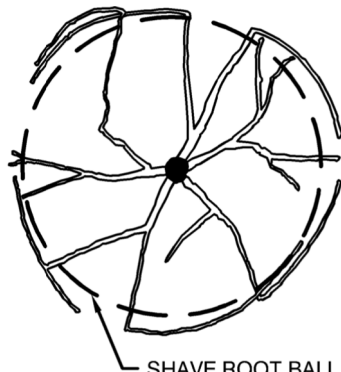
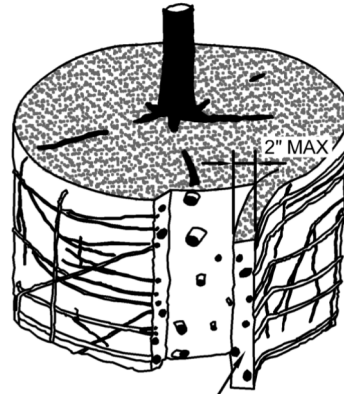


BEFORE SHAVING



SHAVE ROOT BALL HERE TO REMOVE ALL ROOTS GROWING ON PERIPHERY

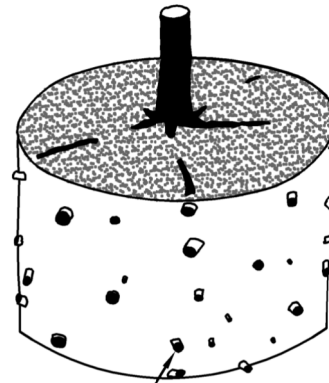
SHAVING PROCESS



SHAVE OUTER PERIPHERY OF THE ROOT BALL A MAXIMUM OF 2" THICK

ROOT TIPS EXPOSED AT PERIPHERY OF ROOT BALL. ALL ROOTS GROWING AROUND PERIPHERY ARE REMOVED

SHAVING COMPLETE



NOTES:

1. SHAVING TO BE CONDUCTED USING A SHARP BLADE OR HAND SAW ELIMINATING NO MORE THAN NEEDED TO REMOVE ALL ROOTS ON THE PERIPHERY OF ROOT BALL
2. SHAVING CAN BE PERFORMED JUST PRIOR TO PLANTING OR AFTER PLACING IN THE HOLE

DEPARTMENT OF PUBLIC WORKS

SURVEY & RIGHT-OF-WAY

DATE: 8/23/22 DRAWN BY: CP

SHEET: 1 OF 1

FILE NAME:

**PROWAG AND
DOWNTOWN PROJECTS**

ROOTBALL SHAVING

